

ePT - Submit TB Result

The screenshot displays the ePT (ePT - Submit TB Result) website interface. At the top, there is a navigation bar with the ePT logo on the left and links for Home, Resources, and FAQ on the right. A blue button labeled "PARTICIPANT LOGIN" is also present in the navigation bar.

The main content area features a large heading: "Welcome to ePT for TB" followed by the subtitle "Online Proficiency Testing Platform". Below this, a paragraph states: "If you are a testing site that wishes to participate in XTPT, please contact your in-country CDC office. The Proficiency Testing Country Coordinators (PTCC) in-country are responsible for communicating with the Xpert TB Proficiency Testing program with CDC." A "Watch Video" button is located below the text.

Three key benefits are highlighted in separate boxes:

- Save Time:** Online PT is faster and saves time. No more back and forth.
- Historical Records:** Download and access your Historical Records. See how you have progressed over time.
- Access from anywhere:** ePT is always available online. You can access it from anywhere.

A "RESOURCES" section is titled "ePT Resources" with the subtext "Download useful resources and documents to help you improve your lab testing." This section is divided into three columns:

- PROCESSES/PROGRAMS:**
 - Planning for country transition to Xpert MTB/RIF Ultra cartridges
 - WHO Meeting Report of a Technical Expert Consultation: Non-inferiority analysis of Xpert MTB/RIF Ultra compared to Xpert MTB/RIF
- PROGRESS/IMPROVEMENTS:**
 - Corrective Action Forms
 - Practical Guide to Implementing a Quality Assurance System for Xpert MTB/RIF Testing & Quick guide to Quality Assurance of Xpert MTB/RIF Testing
 - GLI Training Package: Technical Modules for Xpert MTB/RIF (ULTRA)
 - Cepheid GeneXpert Resources
- PUBLICATIONS:**
 - Development of dried tube specimens for Xpert MTB/RIF proficiency testing
 - Impact of External Quality Assurance on the Quality of Xpert MTB/RIF Testing in Viet Nam
 - Multicenter Feasibility Study To Assess External Quality Assessment Panels for Xpert MTB/RIF Assay in South Africa

At the bottom of the page, there is a small "FAQ" link.

This is a short demonstration on how to submit a TB PT Result

[Home](#)

[Resources](#)

[PARTICIPANT LOGIN](#)

ntact your in-country CDC office. The Performance Evaluation Country
ith the Xpert TB Proficiency Testing program with CDC.

Click on Participant Login button in the top right corner.

Login - Proficiency Testing

Your email or username

Your password



Enter text from image

[Get New Image](#)

Sign in


[Forgot Password?](#)

This is the login screen

Login - Proficiency Testing

Your email or username
dm1@example.org

Your password
•••



Enter text from image
6946

[↻ Get New Image](#)

Sign in


[Forgot Password?](#)

Enter the credentials provided to you by your PT Admin. Enter the text from the image and click on "Sign In"

Login - Proficiency Testing

Your email or username
dm1@example.org

Your password
•••



Enter text from image
6946

[↻ Get New Image](#)

Sign in

[Forgot Password?](#)

Please note that you may be prompted to change your password on your first time login

ePT Data Manager 1

MAIN NAVIGATION

- Dashboard
- PT Result Submission
- View PT Result
- Corrective Actions
- All Schemes
- Defaulted Schemes
- My Account
- Downloads
- Contact Us
- Logout

Dashboard

Dried Tube Specimen - Tuberculosis

10 records per page Search:

| Shipment Date | Shipment Code | Participant Id | Participant | Response Date | Performance |
|---------------------------|---------------|----------------|-------------|---------------|-------------|
| No matching records found | | | | | |

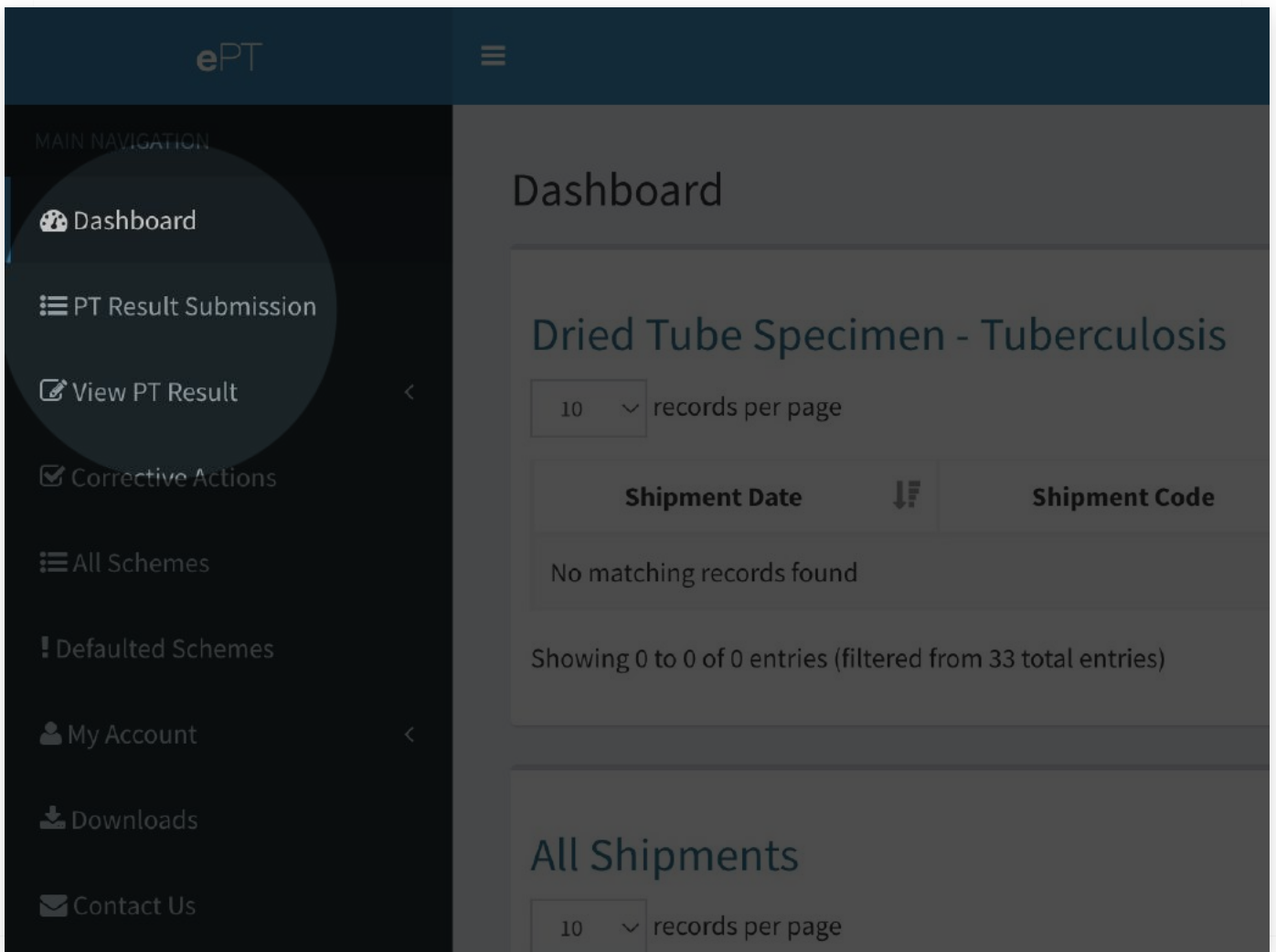
Showing 0 to 0 of 0 entries (filtered from 33 total entries) First Previous Next Last

All Shipments

10 records per page Search:

| Year | Shipment Date | Scheme | Shipment Code | Participant Id | Participant | Response Date | Action | Report |
|------|---------------|------------------------------------|---------------|----------------|-------------|---------------|----------------------|--------|
| 2023 | 17-Mar-2023 | Dried Tube Specimen - Tuberculosis | 2023-APilot | | | 21-Mar-2023 | View | N.A. |
| 2023 | 17-Mar-2023 | Dried Tube Specimen - Tuberculosis | 2023-APilot | | | 21-Mar-2023 | View | N.A. |
| 2023 | 17-Mar-2023 | Dried Tube Specimen - Tuberculosis | 2023-APilot | | | 21-Mar-2023 | View | N.A. |

This is the dashboard page where you can get a quick overview of all your PT Panels.



Click on "PT Result Submission" on the left hand side.

ePT Data Manager 1

MAIN NAVIGATION

- Dashboard
- PT Result Submission
- View PT Result
- Corrective Actions
- All Schemes
- Defaulted Schemes
- My Account
- Downloads
- Contact Us
- Logout

Report PT Data

All Schemes
 Active Schemes only
 Inactive Schemes only

Shipment Code:
 Province:
Filter

records per page
 Search:

| Shipment Date | Scheme | Shipment Code | Participant ID | Participant | Institute Name | Result Due Date | Response Date | Action |
|---------------|------------------------------------|---------------|----------------|-------------|----------------|-----------------|---------------|---|
| 17-Mar-2023 | Dried Tube Specimen - Tuberculosis | 2023-APilot | | | | 09-Jun-2023 | | Enter Response Download Form |
| 17-Mar-2023 | Dried Tube Specimen - Tuberculosis | 2023-APilot | | | | 09-Jun-2023 | 21-Mar-2023 | View/Edit |
| 17-Mar-2023 | Dried Tube Specimen - Tuberculosis | 2023-APilot | | | | 09-Jun-2023 | 21-Mar-2023 | View/Edit |
| 17-Mar-2023 | Dried Tube Specimen - Tuberculosis | 2023-APilot | | | | 09-Jun-2023 | 21-Mar-2023 | View/Edit |
| 17-Mar-2023 | Dried Tube Specimen - Tuberculosis | 2023-APilot | | | | 09-Jun-2023 | 21-Mar-2023 | View/Edit |

On this screen, you can see all your active Shipments. If you are mapped to multiple participants, then you will see a separate record for each on this page.

The screenshot shows a data management interface with a dark blue header containing the text "Data Manager 1". Below the header is a table with columns: "Institute Name", "Result Due Date", "Response Date", and "Action". The "Result Due Date" column contains the value "09-Jun-2023". A circular callout highlights a search box labeled "Search:" with a text input field. A green "Filter" button is positioned above the search box. A green button with a magnifying glass icon and the text "Enter Response" is located below the "Action" column.

| Institute Name | Result Due Date | Response Date | Action |
|----------------|-----------------|---------------|--------|
| | 09-Jun-2023 | | |

You can use this search box to search for a specific Shipment or Participant

Select State -- Filter

Search:

| Participant | Institute Name | Result Due Date | Response Date | Action |
|-------------|----------------|-----------------|---------------|---|
| | | 09-Jun-2023 | | Enter Response Download Form |
| | | 09-Jun-2023 | 21-Mar-2023 | View/Edit |
| | | 09-Jun-2023 | 21-Mar-2023 | View/Edit |
| | | 09-Jun-2023 | 21-Mar-2023 | View/Edit |

Click on the "Enter Response" button when you are ready to respond.

PT Data Manager

Dried Tube Specimen - Tuberculosis

| Shipment Code | Scheme Name | PT Shipment Date | Result Submission Deadline |
|-----------------------|------------------------------------|------------------|----------------------------|
| 2023-APilot | Dried Tube Specimen - Tuberculosis | 17-Mar-2023 | 09-Jun-2023 |
| Participant Site Name | Participant Code | Country | |
| | | Malawi | |

Were you able to test the Panel? Abile to Test Panel

Panel Received Date *
Panel Test Date *

Assay Name *

Cartridge/Assay Lot *
Cartridge/Assay Expiration *

Date of Last Generalist Instrument Calibration
Instrument Serial Number

ATTESTATION *
 We, the undersigned, recognizing that some special handling may be required due to the nature of Proficiency Test (PT) materials, have as closely as is practical, performed the analyses on these specimens in the same manner as regular patient specimens. We confirm that results were not shared, nor PT specimens referred or tested, outside of our facility.

Yes No
 (Please select one)

Supervisor Review *

Comments

This project is supported by the U.S. President's Emergency Plan for AIDS Relief (PEPFAR) through the U.S. Centers for Disease Control and Prevention (CDC). ver. 1.2.2

This takes you to the TB PT Form screen. Please note that some fields are mandatory. All mandatory fields are marked with a red asterisk.

Defaulted Schemes

My Account

Downloads

Contact Us

Logout

| | | | |
|---|---|------------------------------|--|
| Were you able to test the Panel? Able to Test Panel | | | |
| Panel Received Date * | Panel Receipt Date <input type="text"/> Clear | Panel Test Date * | Enter the panel test date <input type="text"/> Clear |
| Assay Name * | --Select-- | | |
| Cartridge/Assay Lot * | Enter Cartridge/Assay lot <input type="text"/> | Cartridge/Assay Expiration * | Assay Expiration <input type="text"/> Clear |
| Date of Last GeneXpert Instrument Calibration | Date of Xpert Instrument Calibration <input type="text"/> | Instrument Serial Number | Instrument SN <input type="text"/> |

ATTESTATION *

We the undersigned, recognizing that some special handling may be required due to the nature of Proficiency Test (PT) materials, have as closely as is practical, performed the analyses on these specimens in the same manner as regular patient specimens. We confirm that results were not shared, nor PT specimens referred or tested, outside of our facility.

Yes No
(Please select one)

| | |
|---------------------|----------------------|
| Supervisor Review * | --Select-- |
| Comments | <input type="text"/> |

Submit Cancel

In Assay Name dropdown, you can choose your Assay. The form changes based on your selected Assay.

← → ↻ 🏠 ept-tb.labsinformatics.com/tb/response/sid/1/oid/34/eid/19901190

4 Detailed Submits

My Account <

Downloads

Contact Us

Logout

Were you able to test the Panel? Able to Test Panel ▾

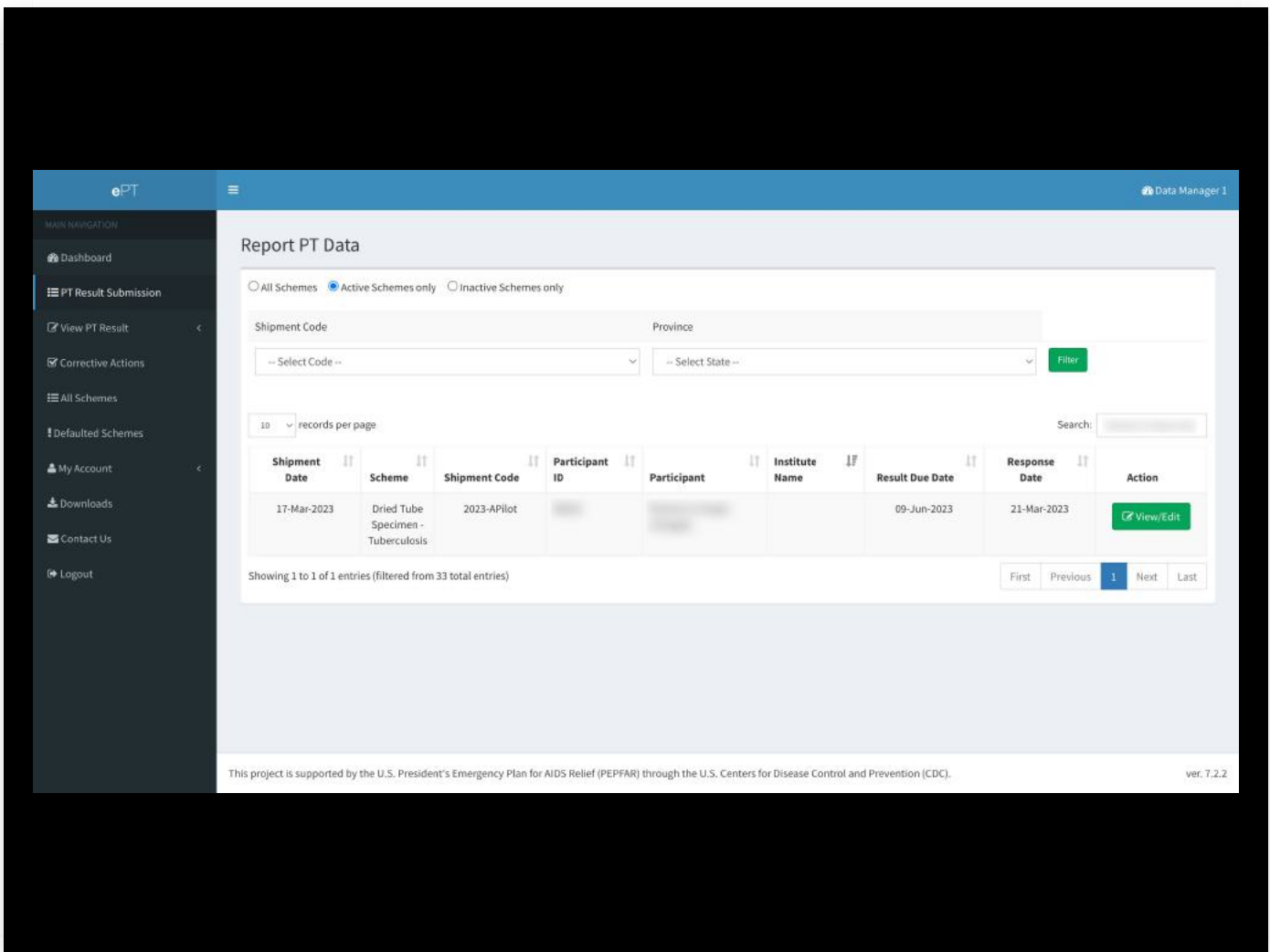
| | | | |
|--|--|-------------------------------------|---|
| Panel Received Date * | Panel Receipt Date <input type="text"/> <input type="button" value="Clear"/> | Panel Test Date * | Enter the panel test date <input type="text"/> <input type="button" value="Clear"/> |
| Assay Name * | --Select-- ▾ | | |
| Cartridge/Assay Lot * | Enter Cartridge/Assay lot <input type="text"/> | Cartridge/Assay Expiration * | Assay Expiration <input type="text"/> <input type="button" value="Clear"/> |
| Date of Last GeneXpert Instrument Calibration | Date of Xpert Instrument Calibration <input type="text"/> | Instrument Serial Number | Instrument SN <input type="text"/> |

ATTESTATION *
We the undersigned, recognizing that some special handling may be required due to the nature of Proficiency Test (PT) materials, have as closely as is practical, performed the analyses on these specimens in the same manner as regular patient specimens. We confirm that results were not shared, nor PT specimens referred or tested, outside of our facility.

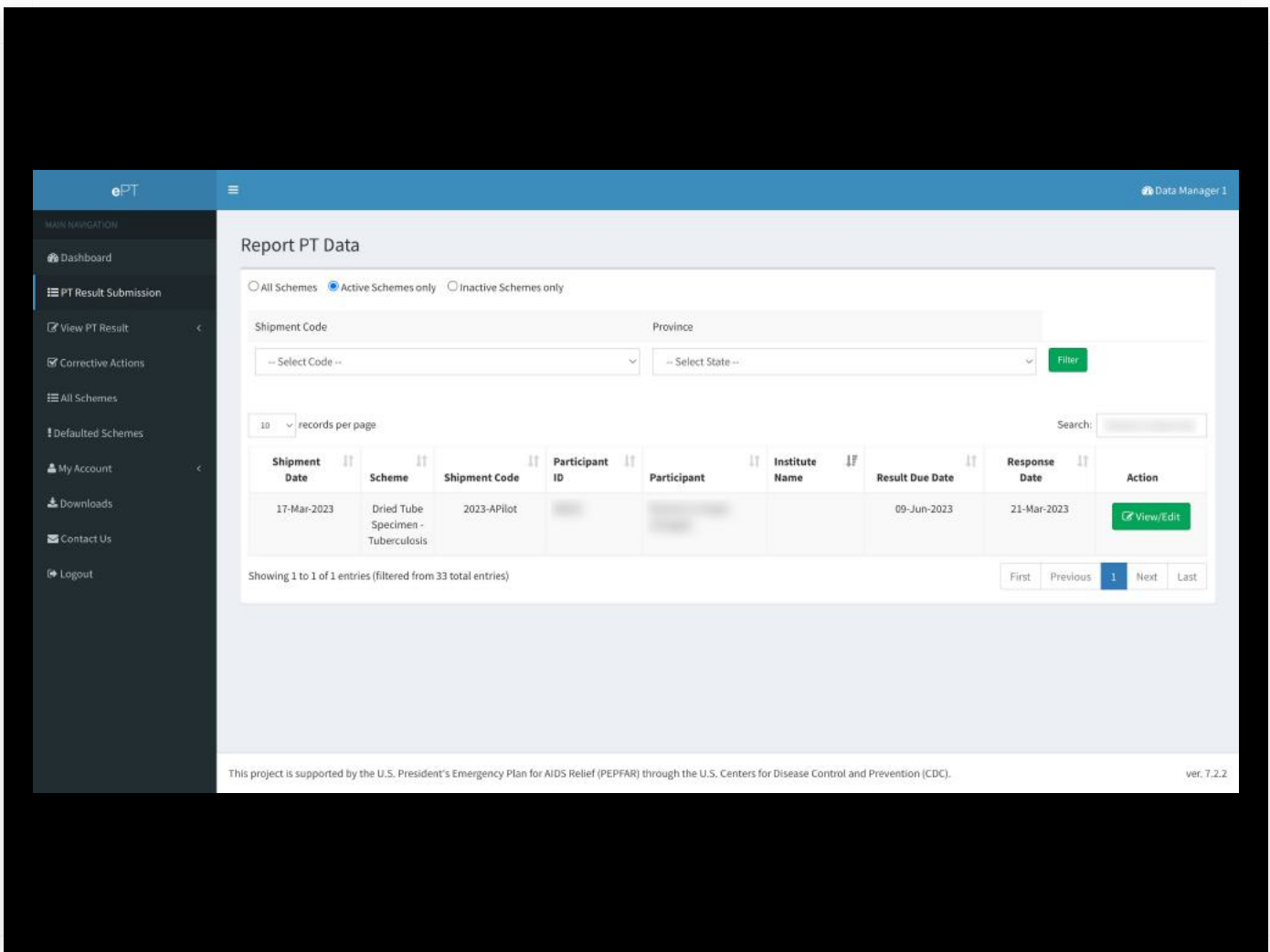
Yes No
(Please select one)

| | |
|----------------------------|----------------------|
| Supervisor Review * | --Select-- ▾ |
| Comments | <input type="text"/> |

Select the Assay and enter the results. Once you finish filling the form fields, click on "Submit"



You have successfully recorded your PT result. You can continue to View or Edit this until the Last date of Response submission.



Once your PT Provider has evaluated and finalized the shipment, you will be able to download the results PDF on this page.